







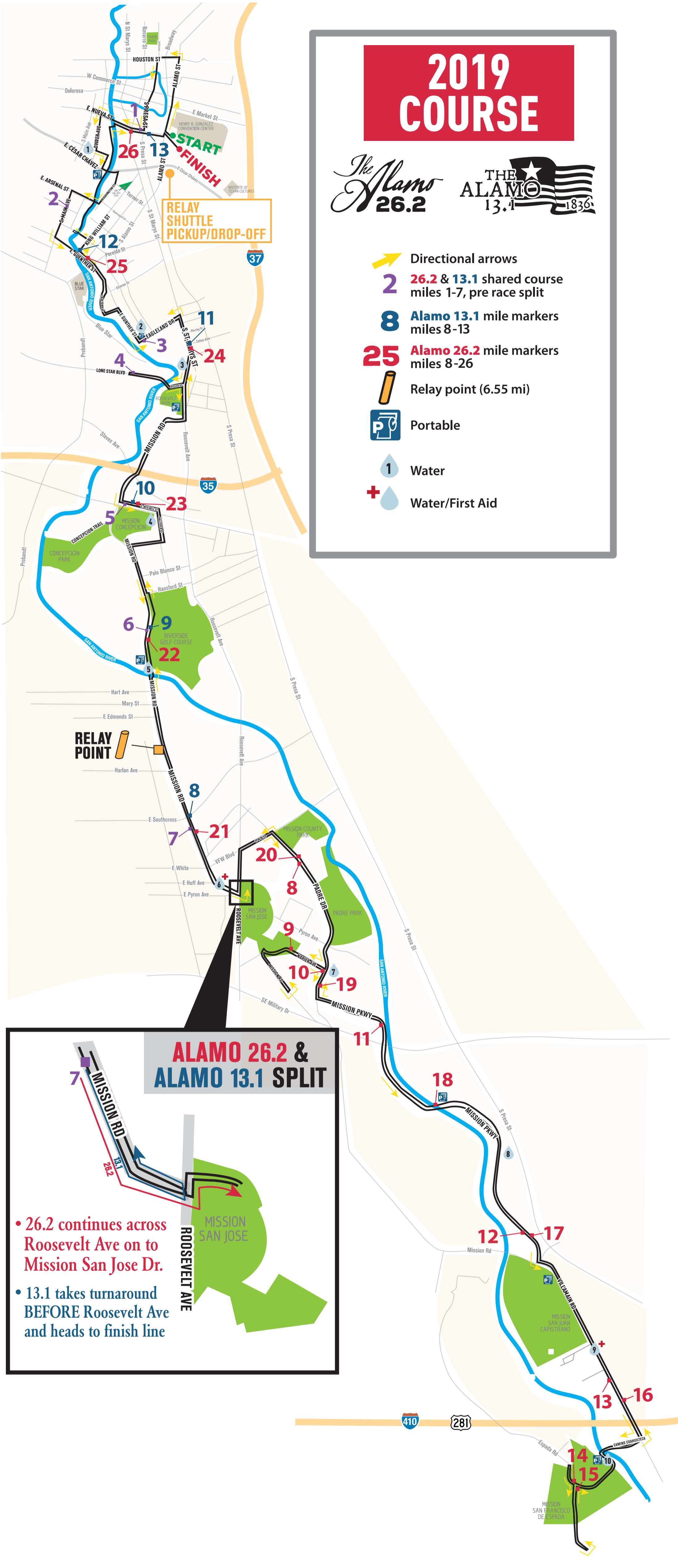


2019 COURSE

The Alamo
26.2

THE ALAMO
13.1
1836

-  Directional arrows
-  26.2 & 13.1 shared course miles 1-7, pre race split
-  Alamo 13.1 mile markers miles 8-13
-  Alamo 26.2 mile markers miles 8-26
-  Relay point (6.55 mi)
-  Portable
-  1 Water
-  Water/First Aid



ALAMO 26.2 & ALAMO 13.1 SPLIT

- 26.2 continues across Roosevelt Ave on to Mission San Jose Dr.
- 13.1 takes turnaround BEFORE Roosevelt Ave and heads to finish line